

STAINLESS STEEL GASTRO EQUIPMENTS

export@cold-era.com

cold-era

www.cold-era.com



export@cold-era.com

cold-era

www.cold-era.com



export@cold-era.com

cold-era

www.cold-era.com

GENERAL FEATURES

- 60 mm Insulation Thickness
- Inside Body AISI 304 and 430 2 B Stainless Steel
- Outside Body AISI 304 and 430 SB Stainless Steel
- Inside Depth 65 (GN 2/1 Capacity)
- 35/40 kg /m Ecology Friendly HCFC
- Free Polyurethane Insulation
- Control Panel (Lae ve Dixell)
- Automatic Water Evaporation System (190w)
- Hot Gas Automatic Defrost
- Stainless Steel Legs Adjustable For Height
- Automatic Lighting Inside When Door is Open
- Special Door Hinge System
- Removable and Easy Cleaning Magnetic Gaskets
- Cooling Gas CFC Free : R 134 A / R 404 A
- Ambient Temperature + 43
- Ambient Humidity %65

GENEL ÖZELLİKLER

- 60 mm İzolasyon kalınlığı
- İç Gövde AISI 304 ve 430 2B Paslanmaz Çelik
- Dış Gövde AISI 304 ve 430 SB Paslanmaz Çelik
- İç Derinlik 65 cm (GN 2/1 Kapasiteli)
- 35/40 kg/m Gazlı Çevre Dostu HCFC
- Free Poliüretan İzolasyon
- Dijital Kumanda Paneli (Lae ve Dixell)
- Otomatik Su Buharlaştırma Sistemi (190w)
- Sıcak Gazlı Otomatik Defrost
- Yüksekliği Ayarlanabilir Paslanmaz Ayaklar
- Kapı Açıldığında Otomati İç Aydınlanma
- Özel Kapı Menteşe Sistemi
- Temizlenebilir ve Sökülebilir Manyetik Kapı Contası
- CFC Free Soğutma Gazı : R 134 A / R 404 A
- Dış Ortam Sıcaklığı +43 C
- Dış Ortam Nem % 65



export@cold-era.com

cold-era

www.cold-era.com

CL 600 GC -2 / +8
CL 600 GN -10 / -22

CL 1200 GC -2 / +8
CL 1200 GN -10 / -22



MODEL NO	DESCRIPTION TANIM	MATERIAL TYPE PASLANMAZ ÇEŞİDİ	REFRIGERANT GAS SOĞUTMA GAZI	EXTERNAL DIMENSION CM DIŞ ÖLÇÜLER CM	PACKED DIMENSION CM AMBALAJLI ÖLÇÜLER CM	WEIGHT KG	VOLUME HACİM LT	POWER (kw) GÜÇ (kw)	TEMPERATURE DERECE	UNIT PRICE EURO BİRİM FİYAT EURO
CL 600 GC	SINGLE DOOR COOLER DIKEY SOĞUTUCU	430	R 134a / R400a	70x71x207	80x75x220	130	600	0,13	-2 / +8	1.460,00
CL 600 GN	UPRIGHT FREEZER DIKEY DONDURUCU	430	R 134a / R400a	70x71x207	80x75x220	130	600	0,57	-10 / -22	1.780,00
CL 1200 GC	SINGLE DOOR COOLER DIKEY SOĞUTUCU	430	R 134a / R400a	140x71x207	150x75x220	190	1200	0,20	-2 / +8	2.030,00
CL 1200 GN	UPRIGHT FREEZER DIKEY DONDURUCU	430	R 134a / R400a	140x71x207	150x75x220	190	1200	0,53	-10 / -22	2.640,00



export@cold-era.com

cold-era

www.cold-era.com

CLS 600 GC -2 / +8
CLS 600 GN -10 / -22

CLS 1200 GC -2 / +8
CLS 1200 GN -10 / -22



MODEL NO	DESCRIPTION TANIM	MATERIAL TYPE PASLANMAZ ÇEŞİDİ	REFRIGERANT GAS SOĞUTMA GAZI	EXTERNAL DIMENSION CM DIŞ ÖLÇÜLER CM	PACKED DIMENSION CM AMBALAJLI ÖLÇÜLER CM	WEIGHT KG	VOLUME HACİM LT	POWER (kw) GÜÇ (kw)	TEMPERATURE DERECE	UNIT PRICE EURO BİRİM FİYAT EURO
CLS 600 GC	SINGLE DOOR COOLER DIKEY SOĞUTUCU	304	R 134a / R400a	70x71x207	80x75x220	130	600	0,13	-2 / +8	1.750,00
CLS 600 GN	UPRIGHT FREEZER DIKEY DONDURUCU	304	R 134a / R400a	70x71x207	80x75x220	130	600	0,57	-10 / -22	2.100,00
CLS 1200 GC	SINGLE DOOR COOLER DIKEY SOĞUTUCU	304	R 134a / R400a	140x71x207	150x75x220	190	1200	0,20	-2 / +8	2.450,00
CLS 1200 GN	UPRIGHT FREEZER DIKEY DONDURUCU	304	R 134a / R400a	140x71x207	150x75x220	190	1200	0,53	-10 / -22	3.000,00



export@cold-era.com

cold-era

www.cold-era.com

CL 700 GC **-2 / +8**
CL 700 GN **-10 / -22**

CL 1400 GC **-2 / +8**
CL 1400 GN **-10 / -22**



MODEL NO	DESCRIPTION TANIM	MATERIAL TYPE PASLANMAZ ÇEŞİDİ	REFRIGERANT GAS SOĞUTMA GAZI	EXTERNAL DIMENSION CM DIŞ ÖLÇÜLER CM	PACKED DIMENSION CM AMBALAJLI ÖLÇÜLER CM	WEIGHT KG	VOLUME HACİM LT	POWER (kw) GÜÇ (kw)	TEMPERATURE DERECE	UNIT PRICE EURO BİRİM FİYAT EURO
CL 700 GC	SINGLE DOOR COOLER DIKEY SOĞUTUCU	430	R 134a / R400a	70x81x207	80x85x220	130	700	0,13	-2 / +8	1.470,00
CL 700 GN	UPRIGHT FREEZER DIKEY DONDURUCU	430	R 134a / R400a	70x81x207	80x85x220	130	700	0,57	-10 / -22	1.800,00
CL 1400 GC	SINGLE DOOR COOLER DIKEY SOĞUTUCU	430	R 134a / R400a	140x81x207	150x85x220	205	1400	0,20	-2 / +8	2.060,00
CL 1400 GN	UPRIGHT FREEZER DIKEY DONDURUCU	430	R 134a / R400a	140x81x207	150x85x220	205	1400	0,53	-10 / -22	2.670,00



export@cold-era.com

cold-era

www.cold-era.com

CLS 700 GC
CLS 700 GN

-2 / +8
-10 / -22

CLS 1400 GC
CLS 1400 GN

-2 / +8
-10 / -22



MODEL NO	DESCRIPTION TANIM	MATERIAL TYPE PASLANMAZ ÇEŞİDİ	REFRIGERANT GAS SOĞUTMA GAZI	EXTERNAL DIMENSION CM DIŞ ÖLÇÜLER CM	PACKED DIMENSION CM AMBALAJLI ÖLÇÜLER CM	WEIGHT KG	VOLUME HACİM LT	POWER (kw) GÜÇ (kw)	TEMPERATURE DERECE	UNIT PRICE EURO BİRİM FİYAT EURO
CLS 700 GC	SINGLE DOOR COOLER DIKEY SOĞUTUCU	304	R 134a / R400a	70x81x207	80x85x220	130	700	0,13	-2 / +8	1.760,00
CLS 700 GN	UPRIGHT FREEZER DIKEY DONDURUCU	304	R 134a / R400a	70x81x207	80x85x220	130	700	0,57	-10 / -22	2.150,00
CLS 1400 GC	SINGLE DOOR COOLER DIKEY SOĞUTUCU	304	R 134a / R400a	140x81x207	150x85x220	205	1400	0,20	-2 / +8	2.470,00
CLS 1400 GN	UPRIGHT FREEZER DIKEY DONDURUCU	304	R 134a / R400a	140x81x207	150x85x220	205	1400	0,53	-10 / -22	3.050,00



export@cold-era.com

cold-era

www.cold-era.com

CL 700 GCN -2 / +8 & -10 / -22
CLS 700 GCN -2 / +8 & -10 / -22

CL 1400 GCN -2 / +8 & -10 / -22
CLS 1400 GCN -2 / +8 & -10 / -22



MODEL NO	DESCRIPTION TANIM	MATERIAL TYPE PASLANMAZ ÇEŞİDİ	REFRIGERANT GAS SOĞUTMA GAZI	EXTERNAL DIMENSION CM DIŞ ÖLÇÜLER CM	PACKED DIMENSION CM AMBALAJLI ÖLÇÜLER CM	WEIGHT KG	VOLUME HACİM LT	POWER (kw) GÜÇ (kw)	TEMPERATURE DERECE	UNIT PRICE EURO BİRİM FİYAT EURO
CL 700 GCN	UPRIGHT COOLER & FREEZER DIKEY SOĞUTUCU VE DONDURUCU	430	R 134a / R400a	70x81x207	80x85x220	130	700	0,57	-2 / +8 & -10 / -22	2.790,00
CL 1400 GCN	UPRIGHT COOLER & FREEZER DIKEY SOĞUTUCU VE DONDURUCU	430	R 134a / R400a	140x81x207	150x85x220	205	1400	0,20	-2 / +8 & -10 / -22	3.160,00
CLS 700 GCN	UPRIGHT COOLER & FREEZER DIKEY SOĞUTUCU VE DONDURUCU	304	R 134a / R400a	70x81x207	80x85x220	130	700	0,57	-2 / +8 & -10 / -22	3.100,00
CLS 1400 GCN	UPRIGHT COOLER & FREEZER DIKEY SOĞUTUCU VE DONDURUCU	304	R 134a / R400a	140x81x207	150x85x220	205	1400	0,20	-2 / +8 & -10 / -22	3.830,00



export@cold-era.com

cold-era

www.cold-era.com

CL 700 P -5 / +5
CLS 700 P -5 / +5

CL 700 P2 -10 / +22
CLS 700 P2 -10 / +22



CL 700 SP -2 / +18
CLS 700 SP -2 / +18



MODEL NO	DESCRIPTION TANIM	MATERIAL TYPE PASLANMAZ ÇEŞİDİ	REFRIGERANT GAS SOĞUTMA GAZI	EXTERNAL DIMENSION CM DIŞ ÖLÇÜLER CM	PACKED DIMENSION CM AMBALAJLI ÖLÇÜLER CM	WEIGHT KG	VOLUME HACİM LT	POWER (kw) GÜÇ (kw)	TEMPERATURE DERECE	UNIT PRICE EURO BİRİM FİYAT EURO
CL 700 P	PASTRY REFRIGERATOR HAMUR DINLENDİRME	430	R 134a / R400a	70x81x207	80x85x220	130	700	0,20	-5 / +5	1.830,00
CLS 700 P	PASTRY REFRIGERATOR HAMUR DINLENDİRME	304	R 134a / R400a	70x81x207	80x85x220	130	700	0,20	-5 / +5	1.970,00
CL 700 P2	PASTRY REFRIGERATOR HAMUR DINLENDİRME	430	R 134a / R400a	70x81x207	80x85x220	130	700	0,20	-10 / +22	2.160,00
CLS 700 P2	PASTRY REFRIGERATOR HAMUR DINLENDİRME	304	R 134a / R400a	70x81x207	80x85x220	130	700	0,20	-10 / +22	2.330,00
CL 700 SP	STATIC PASTRY REFRIGERATOR STATİK HAMUR DINLENDİRME	430	R 134a / R400a	70x81x207	80x85x220	130	700	0,20	-2 / +18	2.350,00
CLS 700 SP	STATIC PASTRY REFRIGERATOR STATİK HAMUR DINLENDİRME	304	R 134a / R400a	70x81x207	80x85x220	130	700	0,20	-2 / +18	2.530,00



export@cold-era.com

cold-era

www.cold-era.com

CL 1400 P -5 / +5
CL 1400 P2 -10 / +22
CL 1400 SP -2 / +18

CLS 1400 P -5 / +5
CLS 1400 P2 -10 / +22
CLS 1400 SP -2 / +18



MODEL NO	DESCRIPTION TANIM	MATERIAL TYPE PASLANMAZ ÇEŞİDİ	REFRIGERANT GAS SOĞUTMA GAZI	EXTERNAL DIMENSION CM DIŞ ÖLÇÜLER CM	PACKED DIMENSION CM AMBALAJLI ÖLÇÜLER CM	WEIGHT KG	VOLUME HACİM LT	POWER (kw) GÜÇ (kw)	TEMPERATURE DERECE	UNIT PRICE EURO BİRİM FİYAT EURO
CL 1400 P	PASTRY REFRIGERATOR HAMUR DINLENDİRME	430	R 134a / R400a	140x81x207	150x85x220	205	1400	0,30	-5 / +5	2.640,00
CLS 1400 P	PASTRY REFRIGERATOR HAMUR DINLENDİRME	304	R 134a / R400a	140x81x207	150x85x220	205	1400	0,30	-5 / +5	2.875,00
CL 1400 P2	PASTRY REFRIGERATOR HAMUR DINLENDİRME	430	R 134a / R400a	140x81x207	150x85x220	210	1400	0,30	-10 / +22	3.250,00
CLS 1400 P2	PASTRY REFRIGERATOR HAMUR DINLENDİRME	304	R 134a / R400a	140x81x207	150x85x220	210	1400	0,30	-10 / +22	3.655,00
CL 1400 SP	STATIC PASTRY REFRIGERATOR STATİK HAMUR DINLENDİRME	430	R 134a / R400a	140x81x207	150x85x220	205	1400	0,30	-2 / +18	3.145,00
CLS 1400 SP	STATIC PASTRY REFRIGERATOR STATİK HAMUR DINLENDİRME	304	R 134a / R400a	140x81x207	150x85x220	205	1400	0,30	-2 / +18	3.270,00



export@cold-era.com

cold-era

www.cold-era.com

CL 600 GC-G -2 / +18
CL 600 GN-G -10 / -22

CL 1200 GC-G -2 / +18
CL 1200 GN-G -10 / -22



MODEL NO	DESCRIPTION TANIM	MATERIAL TYPE PASLANMAZ ÇEŞİDİ	REFRIGERANT GAS SOĞUTMA GAZI	EXTERNAL DIMENSION CM DIŞ ÖLÇÜLER CM	PACKED DIMENSION CM AMBALAJLI ÖLÇÜLER CM	WEIGHT KG	VOLUME HACİM LT	POWER (kw) GÜÇ (kw)	TEMPERATURE DERECE	UNIT PRICE EURO BİRİM FİYAT EURO
CL 600 GC-G	SINGLE DOOR COOLER DIKEY SOĞUTUCU	430	R 134a / R400a	70x71x201	80x75x220	140	600	0,13	-2 / +8	1.765,00
CL 1200 GC-G	SINGLE DOOR COOLER DIKEY SOĞUTUCU	430	R 134a / R400a	140x71x207	150x75x220	235	1200	0,2	-2 / +8	2.740,00
CL 600 GN-G	UPRIGHT FREEZER DIKEY DONDURUCU	430	R 134a / R400a	70x71x201	80x75x220	140	600	0,57	-10 / -22	2.350,00
CL 1200 GN-G	UPRIGHT FREEZER DIKEY DONDURUCU	430	R 134a / R400a	140x71x207	150x75x220	235	1200	0,53	-10 / -22	3.750,00



export@cold-era.com

cold-era

www.cold-era.com

CLS 600 GC-G
CLS 600 GN-G

-2 / +18
-10 / -22

CLS 1200 GC-G
CLS 1200 GN-G

-2 / +18
-10 / -22



MODEL NO	DESCRIPTION TANIM	MATERIAL TYPE PASLANMAZ ÇEŞİDİ	REFRIGERANT GAS SOĞUTMA GAZI	EXTERNAL DIMENSION CM DIŞ ÖLÇÜLER CM	PACKED DIMENSION CM AMBALAJLI ÖLÇÜLER CM	WEIGHT KG	VOLUME HACİM LT	POWER (kw) GÜÇ (kw)	TEMPERATURE DERECE	UNIT PRICE EURO BİRİM FİYAT EURO
CLS 600 GC-G	SINGLE DOOR COOLER DIKEY SOĞUTUCU	304	R 134a / R400a	70x71x201	80x75x220	140	600	0,13	-2 / +8	2.100,00
CLS 600 GN-G	UPRIGHT FREEZER DIKEY DONDURUCU	304	R 134a / R400a	70x71x201	80x75x220	140	600	0,57	-10 / -22	2.650,00
CLS 1200 GC-G	SINGLE DOOR COOLER DIKEY SOĞUTUCU	304	R 134a / R400a	140x71x207	150x75x220	235	1200	0,2	-2 / +8	3.140,00
CLS 1200 GN-G	UPRIGHT FREEZER DIKEY DONDURUCU	304	R 134a / R400a	140x71x207	150x75x220	235	1200	0,53	-10 / -22	4.120,00



export@cold-era.com

cold-era

www.cold-era.com

CL 700 GC-G
CL 700 GN-G

-2 / +18
-10 / -22

CL 1400 GC-G
CL 1400 GN-G

-2 / +18
-10 / -22



MODEL NO	DESCRIPTION TANIM	MATERIAL TYPE PASLANMAZ ÇEŞİDİ	REFRIGERANT GAS SOĞUTMA GAZİ	EXTERNAL DIMENSION CM DIŞ ÖLÇÜLER CM	PACKED DIMENSION CM AMBALAJLI ÖLÇÜLER CM	WEIGHT KG	VOLUME HACİM LT	POWER (kw) GÜÇ (kw)	TEMPERATURE DERECE	UNIT PRICE EURO BİRİM FİYAT EURO
CL 700 GC-G	SINGLE DOOR COOLER DIKEY SOĞUTUCU	430	R 134a / R400a	70x81x201	80x85x220	140	700	0,13	-2 / +8	1.830,00
CL 700 GN-G	UPRIGHT FREEZER DIKEY DONDURUCU	430	R 134a / R400a	70x81x201	80x85x220	140	700	0,57	-10 / -22	2.425,00
CL 1400 GC-G	SINGLE DOOR COOLER DIKEY SOĞUTUCU	430	R 134a / R400a	140x81x207	150x85x220	235	1400	0,20	-2 / +8	2.800,00
CL 1400 GN-G	UPRIGHT FREEZER DIKEY DONDURUCU	430	R 134a / R400a	140x81x207	150x85x220	235	1400	0,53	-10 / -22	3.780,00



export@cold-era.com

cold-era

www.cold-era.com

CLS 700 GC-G
CLS 700 GN-G

-2 / +18
-10 / -22

CLS 1400 GC-G
CLS 1400 GN-G

-2 / +18
-10 / -22



MODEL NO	DESCRIPTION TANIM	MATERIAL TYPE PASLANMAZ ÇEŞİDİ	REFRIGERANT GAS SOĞUTMA GAZI	EXTERNAL DIMENSION CM DIŞ ÖLÇÜLER CM	PACKED DIMENSION CM AMBALAJLI ÖLÇÜLER CM	WEIGHT KG	VOLUME HACİM LT	POWER (kw) GÜÇ (kw)	TEMPERATURE DERECE	UNIT PRICE EURO BİRİM FİYAT EURO
CLS 700 GC-G	SINGLE DOOR COOLER DIKEY SOĞUTUCU	304	R 134a / R400a	70x81x201	80x85x220	140	700	0,13	-2 / +8	2.120,00
CLS 700 GN-G	UPRIGHT FREEZER DIKEY DONDURUCU	304	R 134a / R400a	70x81x201	80x85x220	140	700	0,57	-10 / -22	2.680,00
CLS 1400 GC-G	SINGLE DOOR COOLER DIKEY SOĞUTUCU	304	R 134a / R400a	140x81x207	150x85x220	235	1400	0,20	-2 / +8	3.180,00
CLS 1400 GN-G	UPRIGHT FREEZER DIKEY DONDURUCU	304	R 134a / R400a	140x81x207	150x85x220	235	1400	0,53	-10 / -22	4.150,00



export@cold-era.com

cold-era

www.cold-era.com

CL/CLS 700 GC S -2 / +8

CL/CLS 1400 GC S -2 / +8



MODEL NO	DESCRIPTION TANIM	MATERIAL TYPE PASLANMAZ ÇEŞİDİ	REFRIGERANT GAS SOĞUTMA GAZI	EXTERNAL DIMENSION CM DIŞ ÖLÇÜLER CM	PACKED DIMENSION CM AMBALAJLI ÖLÇÜLER CM	WEIGHT KG	VOLUME HACİM LT	POWER (kw) GÜÇ (kw)	TEMPERATURE DERECE	UNIT PRICE EURO BİRİM FİYAT EURO
CL 700 GC S	STATIC REFRIGERATOR STATİK SOĞUTUCU	430	R 134a / R400a	70x81x207	80x85x220	150	700	0,57	-2 / +8	1.950,00
CLS 700 GC S	STATIC REFRIGERATOR STATİK SOĞUTUCU	304	R 134a / R400a	70x81x207	80x85x220	150	700	0,57	-2 / +8	2.320,00
CL 1400 GC S	STATIC REFRIGERATOR STATİK SOĞUTUCU	430	R 134a / R400a	140x81x207	150x85x220	210	1400	0,53	-2 / +8	2.570,00
CLS 1400 GC S	STATIC REFRIGERATOR STATİK SOĞUTUCU	304	R 134a / R400a	140x81x207	150x85x220	210	1400	0,53	-2 / +8	3.050,00



export@cold-era.com

cold-era

www.cold-era.com

CL 700 GC M -2 / +8
CL 700 GN M -10 / -22

CL 1400 GC M -2 / +8
CL 1400 GN M -10 / -22



MODEL NO	DESCRIPTION TANIM	MATERIAL TYPE PASLANMAZ ÇEŞİDİ	REFRIGERANT GAS SOĞUTMA GAZI	EXTERNAL DIMENSION CM DIŞ ÖLÇÜLER CM	PACKED DIMENSION CM AMBALAJLI ÖLÇÜLER CM	WEIGHT KG	VOLUME HACİM LT	POWER (kw) GÜÇ (kw)	TEMPERATURE DERECE	UNIT PRICE EURO BİRİM FİYAT EURO
CL 700 GN M	MONOBLOCK REFRIGERATOR MONOBLOK DONDURUCU	430	R 134a / R400a	70x81x207	80x85x220	145	700	0,57	-10 / -22	1.950,00
CL 700 GC M	MONOBLOCK REFRIGERATOR MONOBLOK DONDURUCU	430	R 134a / R400a	70x81x207	80x85x220	145	700	0,57	-2 / +8	1.580,00
CL 1400 GC M	MONOBLOCK REFRIGERATOR MONOBLOK DONDURUCU	430	R 134a / R400a	140x81x207	150x85x220	210	1400	0,53	-2 / +8	2.250,00
CL 1400 GN M	MONOBLOCK REFRIGERATOR MONOBLOK DONDURUCU	430	R 134a / R400a	140x81x207	150x85x220	231	1400	0,53	-10 / -22	2.780,00



export@cold-era.com

cold-era

www.cold-era.com

GENERAL FEATURES

- 50 mm Insulation Thickness
- Inside Body AISI 304 and 430 2 B Stainless Steel
- Outside Body AISI 304 and 430 SB Stainless Steel
- Inside Depth 50 (GN 2/1 Capacity)
- 35/40 kg /m Ecology Friendly HCFC
- Free Polyurethane Insulation
- Control Panel (Lae ve Dixell)
- Automatic Water Evaporation System (190w)
- Hot Gas Automatic Defrost
- Stainless Steel Legs Adjustable For Height
- Automatic Lighting Inside When Door is Open
- Special Door Hinge System
- Removable and Easy Cleaning Magnetic Gaskets
- Cooling Gas CFC Free : R 134 A / R 404 A
- Ambient Temperature + 43
- Ambient Humidity %65

GENEL ÖZELLİKLER

- 50 mm İzolasyon kalınlığı
- İç Gövde AISI 304 ve 430 2B Paslanmaz Çelik
- Dış Gövde AISI 304 ve 430 SB Paslanmaz Çelik
- İç Derinlik 50 cm (GN 2/1 Kapasiteli)
- 35/40 kg/m Gazlı Çevre Dostu HCFC
- Free Poliüretan İzolasyon
- Dijital Kumanda Paneli (Lae ve Dixell)
- Otomatik Su Buharlaştırma Sistemi (190w)
- Sıcak Gazlı Otomatik Defrost
- Yüksekliği Ayarlanabilir Paslanmaz Ayaklar
- Kapı Açıldığında Otomati İç Aydınlanma
- Özel Kapı Menteşe Sistemi
- Temizlenebilir ve Sökülebilir Manyetik Kapı Contası
- CFC Free Soğutma Gazı : R 134 A / R 404 A
- Dış Ortam Sıcaklığı +43 C
- Dış Ortam Nem % 65



export@cold-era.com

cold-era

www.cold-era.com




2D

Çekmece - Drawer



3D

Çekmece - Drawer



S

Raf Shelf



W

Tekerlek
Wheels



L

Kilit - Lock



R290

R600

OPTIONS OPSIYONLAR



export@cold-era.com

cold-era

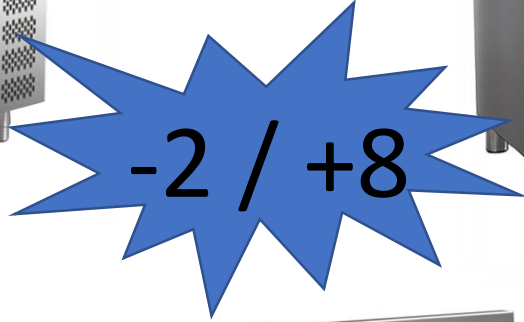
www.cold-era.com



CL 141 C2L -600 / 700



CL 188 C3L -600 / 700



CL 235 C4L -600 / 700



MODEL NO	DESCRIPTION TANIM	MATERIAL TYPE PASLANMAZ ÇEŞİDİ	REFRIGERANT GAS SOĞUTMA GAZI	EXTERNAL DIMENSION CM DIŞ ÖLÇÜLER CM	PACKED DIMENSION CM AMBALAJLI ÖLÇÜLER CM	WEIGHT KG	VOLUME HACİM LT	TEMPERATURE DERECE	UNIT PRICE EURO BİRİM FİYAT EURO
CL 141 C2L-600	COUNTER TYPE REFRIGERATOR YATAY BUZDOLABI	430	R 134a / R400a	141x60x85	150x70x100	135	251	-2 / +8	1.400,00
CL 188 C3L-600	COUNTER TYPE REFRIGERATOR YATAY BUZDOLABI	430	R 134a / R400a	188x60x85	197x70x100	165	400	-2 / +8	1.675,00
CL 235 C4L-600	COUNTER TYPE REFRIGERATOR YATAY BUZDOLABI	430	R 134a / R400a	235x60x85	243x70x100	195	550	-2 / +8	2.060,00
CL 141 C2L-700	COUNTER TYPE REFRIGERATOR YATAY BUZDOLABI	430	R 134a / R400a	141x70x85	150x80x100	140	281	-2 / +8	1.430,00
CL 188 C3L-700	COUNTER TYPE REFRIGERATOR YATAY BUZDOLABI	430	R 134a / R400a	188x70x85	197x80x100	170	474	-2 / +8	1.720,00
CL 235 C4L-700	COUNTER TYPE REFRIGERATOR YATAY BUZDOLABI	430	R 134a / R400a	235x70x85	243x80x100	210	632	-2 / +8	2.120,00



export@cold-era.com

cold-era

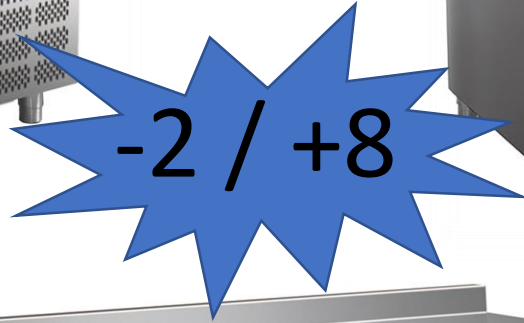
www.cold-era.com



CLS 141 C2L -600 / 700



CLS 188 C3L -600 / 700



CLS 235 C4L -600 / 700

MODEL NO	DESCRIPTION TANIM	MATERIAL TYPE PASLANMAZ ÇEŞİDİ	REFRIGERANT GAS SOĞUTMA GAZI	EXTERNAL DIMENSION CM DIŞ ÖLÇÜLER CM	PACKED DIMENSION CM AMBALAJLI ÖLÇÜLER CM	WEIGHT KG	VOLUME HACİM LT	TEMPERATURE DERECE	UNIT PRICE EURO BİRİM FİYAT EURO
CLS 141 C2L-600	COUNTER TYPE REFRIGERATOR YATAY BUZDOLABI	304	R 134a / R400a	141x60x85	150x70x100	135	251	-2 / +8	1.680,00
CLS 188 C3L-600	COUNTER TYPE REFRIGERATOR YATAY BUZDOLABI	304	R 134a / R400a	188x60x85	197x70x100	165	400	-2 / +8	2.035,00
CLS 235 C4L-600	COUNTER TYPE REFRIGERATOR YATAY BUZDOLABI	304	R 134a / R400a	235x60x85	243x70x100	195	550	-2 / +8	2.465,00
CLS 141 C2L-700	COUNTER TYPE REFRIGERATOR YATAY BUZDOLABI	304	R 134a / R400a	141x70x85	150x80x100	140	281	-2 / +8	1.770,00
CLS 188 C3L-700	COUNTER TYPE REFRIGERATOR YATAY BUZDOLABI	304	R 134a / R400a	188x70x85	197x80x100	170	474	-2 / +8	2.080,00
CLS 235 C4L-700	COUNTER TYPE REFRIGERATOR YATAY BUZDOLABI	304	R 134a / R400a	235x70x85	243x80x100	200	632	-2 / +8	2.550,00



export@cold-era.com

cold-era

www.cold-era.com



CL 141 N2L -600 / 700



CL 188 N3L -600 / 700



CL 235 N4L -600 / 700

-10 / -22

MODEL NO	DESCRIPTION TANIM	MATERIAL TYPE PASLANMAZ ÇEŞİDİ	REFRIGERANT GAS SOĞUTMA GAZI	EXTERNAL DIMENSION CM DIŞ ÖLÇÜLER CM	PACKED DIMENSION CM AMBALAJLI ÖLÇÜLER CM	WEIGHT KG	VOLUME HACİM LT	TEMPERATURE DERECE	UNIT PRICE EURO BİRİM FİYAT EURO
CL 141 N2L-600	COUNTER TYPE REFRIGERATOR YATAY BUZDOLABI	430	R 134a / R400a	141x60x85	150x70x100	140	251	-10 / -22	1.800,00
CL 188 N3L-600	COUNTER TYPE REFRIGERATOR YATAY BUZDOLABI	430	R 134a / R400a	188x60x85	197x70x100	170	400	-10 / -22	2.250,00
CL 235 N4L-600	COUNTER TYPE REFRIGERATOR YATAY BUZDOLABI	430	R 134a / R400a	235x60x85	243x70x100	210	550	-10 / -22	3.185,00
CL 141 N2L-700	COUNTER TYPE REFRIGERATOR YATAY BUZDOLABI	430	R 134a / R400a	141x70x85	150x80x100	145	281	-10 / -22	1.870,00
CL 188 N3L-700	COUNTER TYPE REFRIGERATOR YATAY BUZDOLABI	430	R 134a / R400a	188x70x85	197x80x100	175	474	-10 / -22	2.350,00
CL 235 N4L-700	COUNTER TYPE REFRIGERATOR YATAY BUZDOLABI	430	R 134a / R400a	235x70x85	243x80x100	200	632	-10 / -22	3.265,00



export@cold-era.com

cold-era

www.cold-era.com



CLS 141 C2L -600 / 700



CLS 188 N3L -600 / 700



CLS 235 N4L -600 / 700

-10 / -22

MODEL NO	DESCRIPTION TANIM	MATERIAL TYPE PASLANMAZ ÇEŞİDİ	REFRIGERANT GAS SOĞUTMA GAZI	EXTERNAL DIMENSION CM DIŞ ÖLÇÜLER CM	PACKED DIMENSION CM AMBALAJLI ÖLÇÜLER CM	WEIGHT KG	VOLUME HACİM LT	TEMPERATURE DERECE	UNIT PRICE EURO BİRİM FİYAT EURO
CLS 141 N2L-600	COUNTER TYPE REFRIGERATOR YATAY BUZDOLABI	304	R 134a / R400a	141x60x85	150x70x100	140	251	-10 / -22	2.150,00
CLS 188 N3L-600	COUNTER TYPE REFRIGERATOR YATAY BUZDOLABI	304	R 134a / R400a	188x60x85	197x70x100	170	400	-10 / -22	2.640,00
CLS 235 N4L-600	COUNTER TYPE REFRIGERATOR YATAY BUZDOLABI	304	R 134a / R400a	235x60x85	243x70x100	210	550	-10 / -22	3.590,00
CLS 141 N2L-700	COUNTER TYPE REFRIGERATOR YATAY BUZDOLABI	304	R 134a / R400a	141x70x85	150x80x100	145	281	-10 / -22	2.275,00
CLS 188 N3L-700	COUNTER TYPE REFRIGERATOR YATAY BUZDOLABI	304	R 134a / R400a	188x70x85	197x80x100	175	474	-10 / -22	2.680,00
CLS 235 N4L-700	COUNTER TYPE REFRIGERATOR YATAY BUZDOLABI	304	R 134a / R400a	235x70x85	243x80x100	210	632	-10 / -22	3.640,00



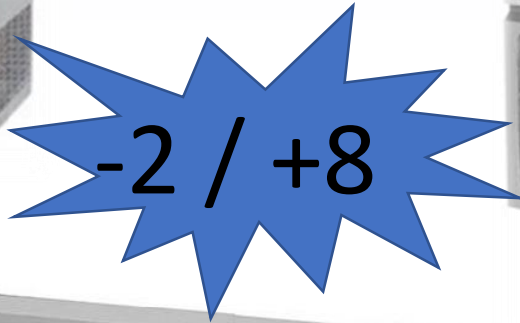
export@cold-era.com

cold-era

www.cold-era.com



CL 141 C2L-G -600 / 700



CL 188 C3L-G -600 / 700



CL 235 C4L-G -600 / 700

MODEL NO	DESCRIPTION TANIM	MATERIAL TYPE PASLANMAZ ÇESİDİ	REFRIGERANT GAS SOĞUTMA GAZI	EXTERNAL DIMENSION CM DIŞ ÖLÇÜLER CM	PACKED DIMENSION CM AMBALAJLI	WEIGHT KG	VOLUME HACİM LT	TEMPERATU RE DERECE	UNIT PRICE EURO BİRİM FİYAT EURO
CL 141 C2L-G-600	COUNTER TYPE REFRIGERATOR WITH GLASS DOORS CAM KAPILI YATAY BUZDOLABI	430	R 134a / R400a	141x60x85	150x70x100	135	251	-2 / +8	1.696,00
CL 188 C3L-G-600	COUNTER TYPE REFRIGERATOR WITH GLASS DOORS CAM KAPILI YATAY BUZDOLABI	430	R 134a / R400a	188x60x85	197x70x100	165	400	-2 / +8	2.130,00
CL 235 C4L-G-600	COUNTER TYPE REFRIGERATOR WITH GLASS DOORS CAM KAPILI YATAY BUZDOLABI	430	R 134a / R400a	235x60x85	243x70x100	195	550	-2 / +8	2.670,00
CL 141 C2L-G-700	COUNTER TYPE REFRIGERATOR WITH GLASS DOORS CAM KAPILI YATAY BUZDOLABI	430	R 134a / R400a	141x70x85	150x80x100	140	281	-2 / +8	1.730,00
CL 188 C3L-G-700	COUNTER TYPE REFRIGERATOR WITH GLASS DOORS CAM KAPILI YATAY BUZDOLABI	430	R 134a / R400a	188x70x85	197x80x100	170	474	-2 / +8	2.170,00
CL 235 C4L-G-700	COUNTER TYPE REFRIGERATOR WITH GLASS DOORS CAM KAPILI YATAY BUZDOLABI	430	R 134a / R400a	235x70x85	243x80x100	200	632	-2 / +8	2.720,00



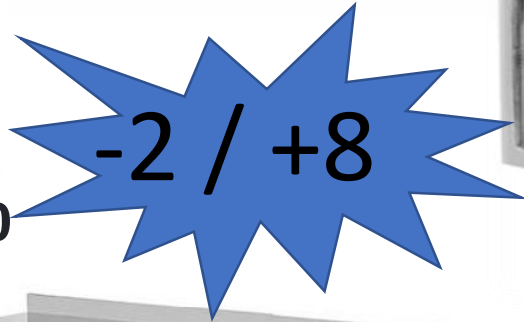
export@cold-era.com

cold-era

www.cold-era.com



CLS 141 C2L-G -600 / 700



CLS 188 C3L-G -600 / 700



CLS 235 C4L-G-600 / 700

MODEL NO	DESCRIPTION TANIM	MATERIAL TYPE PASLANMAZ ÇEŞİDİ	REFRIGERANT GAS SOĞUTMA GAZİ	EXTERNAL DIMENSION CM DIŞ ÖLÇÜLER CM	PACKED DIMENSION CM AMBALAJLI	WEIGHT KG	VOLUME HACİM LT	TEMPERATU RE DERECE	UNIT PRICE EURO BİRİM FİYAT EURO
CLS 141 C2L-G-600	COUNTER TYPE REFRIGERATOR WITH GLASS DOORS CAM KAPILI YATAY BUZDOLABI	304	R 134a / R400a	141x60x85	150x70x100	135	251	-2 / +8	1.985,00
CLS 188 C3L-G-600	COUNTER TYPE REFRIGERATOR WITH GLASS DOORS CAM KAPILI YATAY BUZDOLABI	304	R 134a / R400a	188x60x85	197x70x100	165	400	-2 / +8	2.490,00
CLS 235 C4L-G-600	COUNTER TYPE REFRIGERATOR WITH GLASS DOORS CAM KAPILI YATAY BUZDOLABI	304	R 134a / R400a	235x60x85	243x70x100	195	550	-2 / +8	3.075,00
CLS 141 C2L-G-700	COUNTER TYPE REFRIGERATOR WITH GLASS DOORS CAM KAPILI YATAY BUZDOLABI	304	R 134a / R400a	141x70x85	150x80x100	140	281	-2 / +8	2.070,00
CLS 188 C3L-G-700	COUNTER TYPE REFRIGERATOR WITH GLASS DOORS CAM KAPILI YATAY BUZDOLABI	304	R 134a / R400a	188x70x85	197x80x100	170	474	-2 / +8	2.540,00
CLS 235 C4L-G-700	COUNTER TYPE REFRIGERATOR WITH GLASS DOORS CAM KAPILI YATAY BUZDOLABI	304	R 134a / R400a	235x70x85	243x80x100	200	632	-2 / +8	3.150,00



export@cold-era.com

cold-era

www.cold-era.com



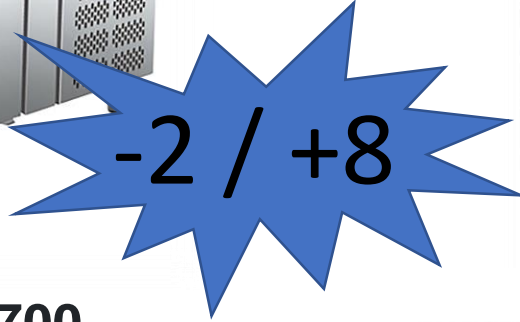
CL 141 C2D -600 / 700



CL 188 C3D -600 / 700



CL 235 C4D -600 / 700



MODEL NO	DESCRIPTION TANIM	MATERIAL TYPE PASLANMAZ ÇEŞİDİ	REFRIGERANT GAS SOĞUTMA GAZI	EXTERNAL DIMENSION CM DIŞ ÖLÇÜLER CM	PACKED DIMENSION CM AMBALAJLI ÖLÇÜLER CM	WEIGHT KG	VOLUME HACİM LT	TEMPERATUR E DERECE	UNIT PRICE EURO BİRİM FİYAT EURO
CL 141 C2D-600	UNDERCOUNTER TYPE REFRIGERATOR TEZGAHALTI BUZDOLABI	430	R 134a / R400a	141x60x60	150x70x75	80	115	-2 / +8	1.460,00
CL 188 C3D-600	UNDERCOUNTER TYPE REFRIGERATOR TEZGAHALTI BUZDOLABI	430	R 134a / R400a	188x60x60	197x70x75	120	180	-2 / +8	1.760,00
CL 235 C4D-600	UNDERCOUNTER TYPE REFRIGERATOR TEZGAHALTI BUZDOLABI	430	R 134a / R400a	235x60x60	243x70x75	150	260	-2 / +8	2.260,00
CL 141 C2D-700	UNDERCOUNTER TYPE REFRIGERATOR TEZGAHALTI BUZDOLABI	430	R 134a / R400a	141x70x60	150x80x75	90	135	-2 / +8	1.500,00
CL 188 C3D-700	UNDERCOUNTER TYPE REFRIGERATOR TEZGAHALTI BUZDOLABI	430	R 134a / R400a	188x70x60	197x80x75	130	210	-2 / +8	1.800,00
CL 235 C4D-700	UNDERCOUNTER TYPE REFRIGERATOR TEZGAHALTI BUZDOLABI	430	R 134a / R400a	235x70x60	243x80x75	160	310	-2 / +8	2.300,00



export@cold-era.com

cold-era

www.cold-era.com



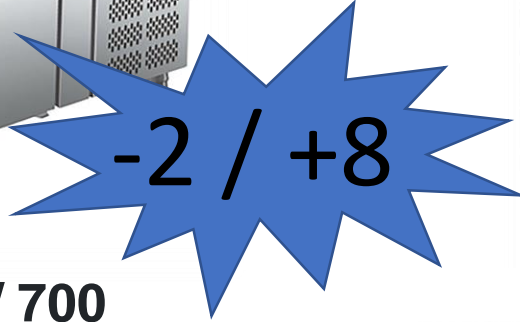
CLS 141 C2L -600 / 700



CLS 188 C3D -600 / 700



CLS 235 C4D -600 / 700



MODEL NO	DESCRIPTION TANIM	MATERIAL TYPE PASLANMAZ ÇEŞİDİ	REFRIGERANT GAS SOĞUTMA GAZİ	EXTERNAL DIMENSION CM DIŞ ÖLÇÜLER CM	PACKED DIMENSION CM AMBALAJLI ÖLÇÜLER CM	WEIGHT KG	VOLUME HACİM LT	TEMPERATUR E DERECE	UNIT PRICE EURO BİRİM FİYAT EURO
CLS 141 C2D-600	UNDERCOUNTER TYPE REFRIGERATOR TEZGAHALTI BUZDOLABI	304	R 134a / R400a	141x70x85	150x80x100	80	115	-2 / +8	1.500,00
CLS 188 C3D-600	UNDERCOUNTER TYPE REFRIGERATOR TEZGAHALTI BUZDOLABI	304	R 134a / R400a	188x70x85	197x80x100	120	180	-2 / +8	1.800,00
CLS 235 C4D-600	UNDERCOUNTER TYPE REFRIGERATOR TEZGAHALTI BUZDOLABI	304	R 134a / R400a	235x60x60	240x60x60	150	265	-2 / +8	2.300,00
CLS 141 C2D-UD	UNDERCOUNTER TYPE REFRIGERATOR TEZGAHALTI BUZDOLABI	304	R 134a / R400a	141x70x60	150x80x75	90	135	-2 / +8	1.500,00
CLS 188 C3D-UD	UNDERCOUNTER TYPE REFRIGERATOR TEZGAHALTI BUZDOLABI	304	R 134a / R400a	188x70x60	197x80x75	130	210	-2 / +8	1.850,00
CLS 235 C4D-UD	UNDERCOUNTER TYPE REFRIGERATOR TEZGAHALTI BUZDOLABI	304	R 134a / R400a	235x70x60	243x80x75	160	310	-2 / +8	2.350,00



export@cold-era.com

cold-era

www.cold-era.com



CL 141 N2D -600 / 700



CL 188 N3D -600 / 700



CL 235 N4D -600 / 700

-10 / -22

MODEL NO	DESCRIPTION TANIM	MATERIAL TYPE PASLANMAZ ÇEŞİDİ	REFRIGERANT GAS SOĞUTMA GAZI	EXTERNAL DIMENSION CM DIŞ ÖLÇÜLER CM	PACKED DIMENSION CM AMBALAJLI ÖLÇÜLER CM	WEIGHT KG	VOLUME HACİM LT	TEMPERATUR E DERECE	UNIT PRICE EURO BİRİM FİYAT EURO
CL 141 N2D-600	UNDERCOUNTER TYPE REFRIGERATOR TEZGAHALTI BUZDOLABI	430	R 134a / R400a	141x60x60	150x70x75	80	115	-10 / -22	2.100,00
CL 188 N3D-600	UNDERCOUNTER TYPE REFRIGERATOR TEZGAHALTI BUZDOLABI	430	R 134a / R400a	188x60x60	197x70x75	120	180	-10 / -22	2.300,00
CL 235 N4D-600	UNDERCOUNTER TYPE REFRIGERATOR TEZGAHALTI BUZDOLABI	430	R 134a / R400a	235x60x60	243x70x75	150	260	-10 / -22	2.850,00
CL 141 N2D-700	UNDERCOUNTER TYPE REFRIGERATOR TEZGAHALTI BUZDOLABI	430	R 134a / R400a	141x70x60	150x80x75	90	135	-10 / -22	2.100,00
CL 188 N3D-700	UNDERCOUNTER TYPE REFRIGERATOR TEZGAHALTI BUZDOLABI	430	R 134a / R400a	188x70x60	197x80x75	130	210	-10 / -22	2.320,00
CL 235 N4D-700	UNDERCOUNTER TYPE REFRIGERATOR TEZGAHALTI BUZDOLABI	430	R 134a / R400a	235x70x60	243x80x75	160	310	-10 / -22	2.850,00



export@cold-era.com

cold-era

www.cold-era.com



CLS 141 N2D -600 / 700



CLS 188 N3D -600 / 700



CLS 235 N4D -600 / 700

-10 / -22

MODEL NO	DESCRIPTION TANIM	MATERIAL TYPE PASLANMAZ ÇEŞİDİ	REFRIGERANT GAS SOĞUTMA GAZI	EXTERNAL DIMENSION CM DİŞ ÖLÇÜLER CM	PACKED DIMENSION CM AMBALAJLI ÖLÇÜLER CM	WEIGHT KG	VOLUME HACİM LT	TEMPERATUR E DERECE	UNIT PRICE EURO BİRİM FİYAT EURO
CLS 141 N2D-600	UNDERCOUNTER TYPE REFRIGERATOR TEZGAHALTI BUZDOLABI	304	R 134a / R400a	141x70x85	150x80x100	80	115	-10 / -22	2.150,00
CLS 188 N3D-600	UNDERCOUNTER TYPE REFRIGERATOR TEZGAHALTI BUZDOLABI	304	R 134a / R400a	188x60x60	193x60x60	120	180	-10 / -22	2.350,00
CLS 235 N4D-600	UNDERCOUNTER TYPE REFRIGERATOR TEZGAHALTI BUZDOLABI	304	R 134a / R400a	235x60x60	240x60x60	150	260	-10 / -22	2.900,00
CLS 141 N2D-700	UNDERCOUNTER TYPE REFRIGERATOR TEZGAHALTI BUZDOLABI	304	R 134a / R400a	141x70x60	150x80x75	90	135	-10 / -22	2.180,00
CLS 188 N3D-700	UNDERCOUNTER TYPE REFRIGERATOR TEZGAHALTI BUZDOLABI	304	R 134a / R400a	188x70x60	197x80x75	130	210	-10 / -22	2.380,00
CLS 235 N4D-700	UNDERCOUNTER TYPE REFRIGERATOR TEZGAHALTI BUZDOLABI	304	R 134a / R400a	235x70x60	243x80x75	160	310	-10 / -22	2.900,00



export@cold-era.com


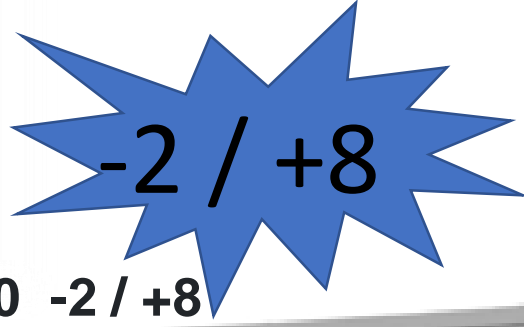
cold-era

www.cold-era.com

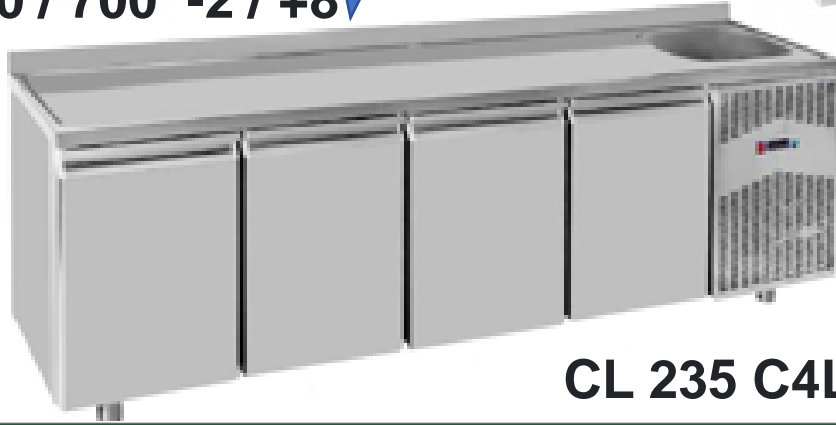
**COUNTER TYPE REFRIGERATORS
WITH SINK
EVYELİ DOLAPLAR**



CL 141 C2L-E -600 / 700 -2 / +8



CL 188 C3L-E -600 / 700



CL 235 C4L-E-600 / 700

MODEL NO	DESCRIPTION TANIM	MATERIAL TYPE PASLANMAZ ÇEŞİDİ	REFRIGERANT GAS SOĞUTMA GAZI	EXTERNAL DIMENSION CM DIŞ ÖLÇÜLER CM	PACKED DIMENSION CM AMBALAJLI ÖLÇÜLER CM	WEIGHT KG	VOLUME HAÇİM LT	TEMPERATUR E DERECE	UNIT PRICE EURO BİRİM FİYAT EURO
CL 141 C2L-E600	Counter Type Refrigerators W/Sink EVYELİ YATAY SOĞUTUCU	430	R 134a / R400a	141x60x85	150x70x100	135	251	-2 / +8	1.950,00
CL 188 C3L-E600	Counter Type Refrigerators W/Sink EVYELİ YATAY SOĞUTUCU	430	R 134a / R400a	188x60x85	197x70x100	195	550	-2 / +8	2.400,00
CL 235 C4L-E600	Counter Type Refrigerators W/Sink EVYELİ YATAY SOĞUTUCU	430	R 134a / R400a	235x60x85	243x70x100	165	400	-2 / +8	2.800,00
CL 141 C2L-E700	Counter Type Refrigerators W/Sink EVYELİ YATAY SOĞUTUCU	430	R 134a / R400a	141x70x85	150x80x100	140	281	-2 / +8	1.980,00
CL 188 C3L-E700	Counter Type Refrigerators W/Sink EVYELİ YATAY SOĞUTUCU	430	R 134a / R400a	188x70x85	197x80x100	170	474	-2 / +8	2.450,00
CL 235 C4L-E700	Counter Type Refrigerators W/Sink EVYELİ YATAY SOĞUTUCU	430	R 134a / R400a	235x70x85	243x80x100	200	632	-2 / +8	2.850,00




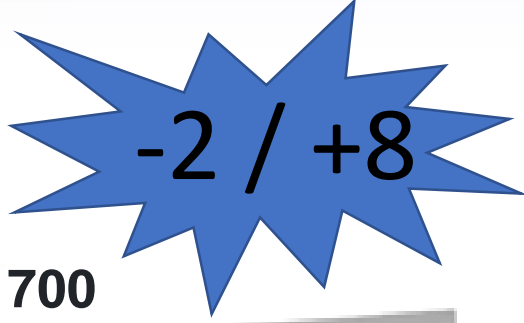
export@cold-era.com

cold-era

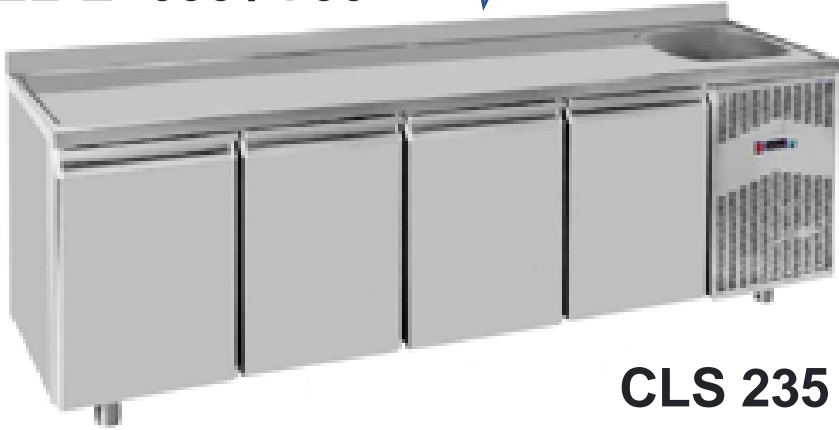
www.cold-era.com



CLS 141 C2L-E -600 / 700



CLS 188 C3L-E-600 / 700



CLS 235 C4L-E -600 / 700

MODEL NO	DESCRIPTION TANIM	MATERIAL TYPE PASLANMAZ ÇEŞİDİ	REFRIGERANT GAS SOĞUTMA GAZI	EXTERNAL DIMENSION CM DIŞ ÖLÇÜLER CM	PACKED DIMENSION CM AMBALAJLI ÖLÇÜLER CM	WEIGHT KG	VOLUME HACİM LT	TEMPERATUR E DERECE	UNIT PRICE EURO BİRİM FİYAT EURO
CLS 141 C2L-E600	Counter Type Refrigerators W/Sink EVYELİ YATAY SOĞUTUCU	304	R 134a / R400a	141x60x85	150x70x100	135	251	-2 / +8	2.000,00
CLS 188 C3L-E600	Counter Type Refrigerators W/Sink EVYELİ YATAY SOĞUTUCU	304	R 134a / R400a	188x60x85	197x70x100	195	550	-2 / +8	2.500,00
CLS 235 C4L-E600	Counter Type Refrigerators W/Sink EVYELİ YATAY SOĞUTUCU	304	R 134a / R400a	235x60x85	243x70x100	165	400	-2 / +8	2.900,00
CLS 141 C2L-E700	Counter Type Refrigerators W/Sink EVYELİ YATAY SOĞUTUCU	304	R 134a / R400a	141x70x85	150x80x100	140	281	-2 / +8	2.065,00
CLS 188 C3L-E700	Counter Type Refrigerators W/Sink EVYELİ YATAY SOĞUTUCU	304	R 134a / R400a	188x70x85	197x80x100	170	474	-2 / +8	2.500,00
CLS 235 C4L-E700	Counter Type Refrigerators W/Sink EVYELİ YATAY SOĞUTUCU	304	R 134a / R400a	235x70x85	243x80x100	200	632	-2 / +8	2.980,00



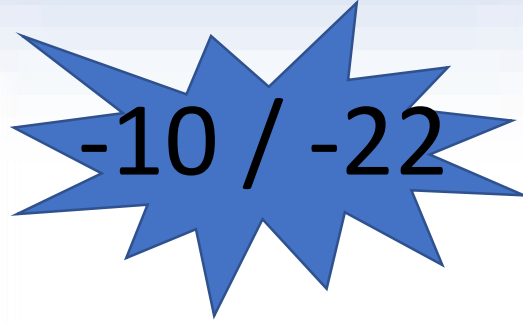
export@cold-era.com

cold-era

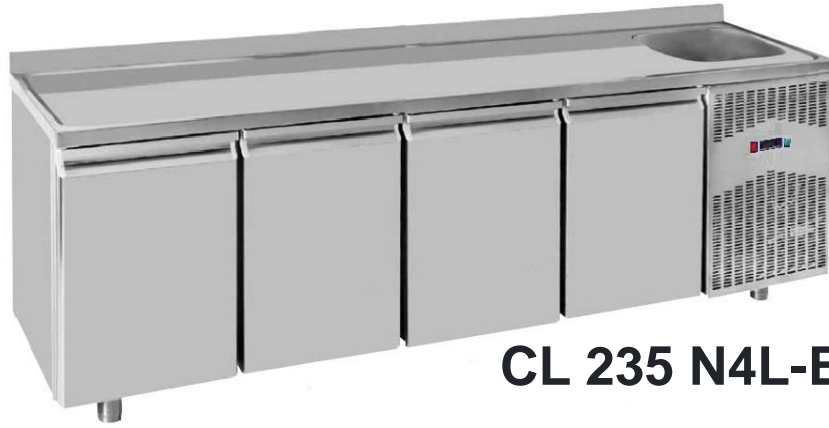
www.cold-era.com



CL 141 N2L-E -600 / 700



CLS 188 N3L-E -600 / 700



CL 235 N4L-E-600 / 700

MODEL NO	DESCRIPTION TANIM	MATERIAL TYPE PASLANMAZ ÇEŞİDİ	REFRIGERANT GAS SOĞUTMA GAZI	EXTERNAL DIMENSION CM DIŞ ÖLÇÜLER CM	PACKED DIMENSION CM AMBALAJLI ÖLÇÜLER CM	WEIGHT KG	VOLUME HACİM LT	TEMPERATUR E DERECE	UNIT PRICE EURO BİRİM FİYAT EURO
CL 141 N2L-E600	Counter Type Refrigerators W/Sink EYELİ YATAY SOĞUTUCU	430	R 134a / R400a	141x60x85	150x70x100	165	400	-10 / -22	2.350,00
CL 188 N3L-E600	Counter Type Refrigerators W/Sink EYELİ YATAY SOĞUTUCU	430	R 134a / R400a	188x60x85	197x70x100	135	251	-10 / -22	2.950,00
CL 235 N4L-E600	Counter Type Refrigerators W/Sink EYELİ YATAY SOĞUTUCU	430	R 134a / R400a	235x60x85	243x70x100	195	550	-10 / -22	3.900,00
CL 141 N2L-E700	Counter Type Refrigerators W/Sink EYELİ YATAY SOĞUTUCU	430	R 134a / R400a	141x70x85	150x80x100	145	281	-10 / -22	2.430,00
CL 188 N3L-E700	Counter Type Refrigerators W/Sink EYELİ YATAY SOĞUTUCU	430	R 134a / R400a	188x70x85	197x80x100	175	474	-10 / -22	3.120,00



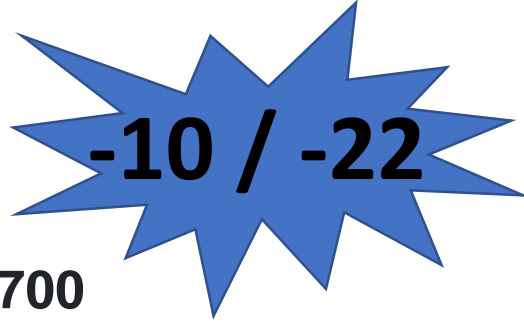
export@cold-era.com

cold-era


www.cold-era.com



CLS 141 N2L-E -600 / 700



CLS 188 N3L-E-600 / 700



CLS 235 N4L-E -600 / 700

MODEL NO	DESCRIPTION TANIM	MATERIAL TYPE PASLANMAZ ÇEŞİDİ	REFRIGERANT GAS SOĞUTMA GAZI	EXTERNAL DIMENSION CM DIŞ ÖLÇÜLER CM	PACKED DIMENSION CM AMBALAJLI ÖLÇÜLER CM	WEIGHT KG	VOLUME HACİM LT	TEMPERATUR E DERECE	UNIT PRICE EURO BİRİM FİYAT EURO
CLS 141 N2L-E600	Counter Type Refrigerators W/Sink EVYELİ YATAY SOĞUTUCU	304	R 134a / R400a	141x60x85	150x70x100	165	400	-10 / -22	2.600,00
CLS 188 N3L-E600	Counter Type Refrigerators W/Sink EVYELİ YATAY SOĞUTUCU	304	R 134a / R400a	188x60x85	197x70x100	135	251	-10 / -22	3.050,00
CLS 235 N4L-E600	Counter Type Refrigerators W/Sink EVYELİ YATAY SOĞUTUCU	304	R 134a / R400a	235x60x85	243x70x100	195	550	-10 / -22	4.070,00
CLS 141 N2L-E700	Counter Type Refrigerators W/Sink EVYELİ YATAY SOĞUTUCU	304	R 134a / R400a	141x70x85	150x80x100	145	281	-10 / -22	2.700,00
CLS 188 N3L-E700	Counter Type Refrigerators W/Sink EVYELİ YATAY SOĞUTUCU	304	R 134a / R400a	188x70x85	197x80x100	175	474	-10 / -22	3.045,00
CLS 235 N4L-E700	Counter Type Refrigerators W/Sink EVYELİ YATAY SOĞUTUCU	304	R 134a / R400a	235x70x85	243x80x100	210	632	-10 / -22	4.085,00



export@cold-era.com

cold-era

www.cold-era.com

**HIGH MAKE UP
YUKSEK MAKE UPLAR**

-2 / +8



CL 141 C2L HMK



CL 188 C3L HMK



CL 235 C4L HMK

MODEL NO	DESCRIPTION TANIM	MATERIAL TYPE PASLANMAZ ÇEŞİDİ	REFRIGERANT GAS SOĞUTMA GAZI	EXTERNAL DIMENSION CM DIŞ ÖLÇÜLER CM	PACKED DIMENSION CM AMBALAJLI ÖLÇÜLER CM	WEIGHT KG	VOLUME HACİM LT	TEMPERATUR E DERECE	UNIT PRICE EURO BİRİM FİYAT EURO
CL 141 C2L HMK	HIGH MAKE UP REFRIGERATOR YUKSEK MAKE UP SOĞUTUCU	430	R 134a / R400a	141x70x137	150x80x145	120	281	-2 / +8	1.900,00
CL 188 C3L HMK	HIGH MAKE UP REFRIGERATOR YUKSEK MAKE UP SOĞUTUCU	430	R 134a / R400a	188x70x137	197x80x145	150	474	-2 / +8	2.300,00
CL 235 C4L HMK	HIGH MAKE UP REFRIGERATOR YUKSEK MAKE UP SOĞUTUCU	430	R 134a / R400a	235x70x137	243x80x145	170	632	-2 / +8	2.880,00
CLS 141 C2L HMK	HIGH MAKE UP REFRIGERATOR YUKSEK MAKE UP SOĞUTUCU	304	R 134a / R400a	141x70x137	150x80x145	120	281	-2 / +8	2.020,00
CLS 188 C3L HMK	HIGH MAKE UP REFRIGERATOR YUKSEK MAKE UP SOĞUTUCU	304	R 134a / R400a	188x70x137	197x80x145	150	474	-2 / +8	2.430,00
CLS 235 C4L HMK	HIGH MAKE UP REFRIGERATOR YUKSEK MAKE UP SOĞUTUCU	304	R 134a / R400a	235x70x137	243x80x145	170	632	-2 / +8	3.040,00



export@cold-era.com

cold-era

www.cold-era.com



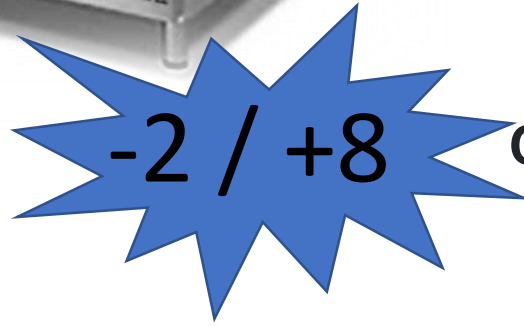
**CL 141 C2L MK
CLS 141 C2L MK**



**CL 188 C3L MK
CLS 188 C3L MK**



**CL 235 C4L MK
CLS 235 C4L MK**



MODEL NO	DESCRIPTION TANIM	MATERIAL TYPE PASLANMAZ ÇEŞİDİ	REFRIGERANT GAS SOĞUTMA GAZI	EXTERNAL DIMENSION CM DIŞ ÖLÇÜLER CM	PACKED DIMENSION CM AMBALAJLI ÖLÇÜLER CM	WEIGHT KG	VOLUME HAÇİM LT	TEMPERATUR E DERECE	UNIT PRICE EURO BİRİM FİYAT EURO
CL 141 C2L MK	MAKE UP REFRIGERATOR MAKE UP SOĞUTUCU	430	R 134a / R400a	141x70x109	150x80x120	120	281	-2 / +8	1.940,00
CL 188 C3L MK	MAKE UP REFRIGERATOR MAKE UP SOĞUTUCU	430	R 134a / R400a	188x70x109	197x80x120	150	474	-2 / +8	2.240,00
CL 235 C4L MK	MAKE UP REFRIGERATOR MAKE UP SOĞUTUCU	430	R 134a / R400a	235x70x109	243x80x120	170	632	-2 / +8	2.880,00
CLS 141 C2L MK	MAKE UP REFRIGERATOR MAKE UP SOĞUTUCU	304	R 134a / R400a	141x70x109	150x80x120	120	281	-2 / +8	2.030,00
CLS 188 C3L MK	MAKE UP REFRIGERATOR MAKE UP SOĞUTUCU	304	R 134a / R400a	188x70x109	197x80x120	150	474	-2 / +8	2.340,00
CLS 235 C4L MK	MAKE UP REFRIGERATOR MAKE UP SOĞUTUCU	304	R 134a / R400a	235x70x109	243x80x120	170	632	-2 / +8	3.020,00



export@cold-era.com

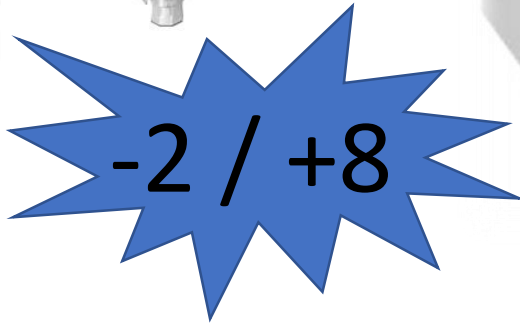
cold-era

www.cold-era.com

CL 188 C3L SALAD



CL 141 C2L SALAD



CL 235 C4L SALAD

MODEL NO	DESCRIPTION TANIM	MATERIAL TYPE PASLANMAZ ÇEŞİDİ	REFRIGERANT GAS SOĞUTMA GAZI	EXTERNAL DIMENSION CM DIŞ ÖLÇÜLER CM	PACKED DIMENSION CM AMBALAJLI ÖLÇÜLER CM	WEIGHT KG	VOLUME HACİM LT	TEMPERATUR E DERECE	UNIT PRICE EURO BİRİM FİYAT EURO
CL 141 C2L SALAD	SALAD BAD HAVUZSUZ SALAD BAR	430	R 134a / R400a	141x70x85	150x80x100	120	281	-2 / +8	1.710,00
CL 188 C3L SALAD	SALAD BAD HAVUZSUZ SALAD BAR	430	R 134a / R400a	188x70x85	197x80x100	150	474	-2 / +8	2.090,00
CL 235 C4L SALAD	SALAD BAD HAVUZSUZ SALAD BAR	430	R 134a / R400a	235x70x85	243x80x100	170	632	-2 / +8	2.510,00
CLS 141 C2L SALAD	SALAD BAD HAVUZSUZ SALAD BAR	304	R 134a / R400a	141x70x85	150x80x100	120	281	-2 / +8	1.925,00
CLS 188 C3L SALAD	SALAD BAD HAVUZSUZ SALAD BAR	304	R 134a / R400a	188x70x85	197x80x100	150	474	-2 / +8	2.340,00
CLS 235 C4L SALAD	SALAD BAD HAVUZSUZ SALAD BAR	304	R 134a / R400a	235x70x85	243x80x100	170	632	-2 / +8	2.760,00



export@cold-era.com

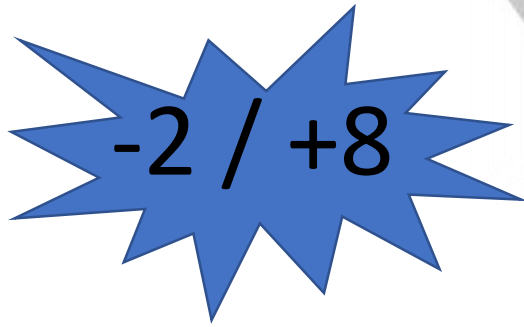
cold-era

www.cold-era.com

CLS 188 C3L SALAD-S



CLS 141 C2L SALAD-S



CLS 235 C4L SALAD-S

MODEL NO	DESCRIPTION TANIM	MATERIAL TYPE PASLANMAZ ÇEŞİDİ	REFRIGERANT GAS SOĞUTMA GAZI	EXTERNAL DIMENSION CM DIŞ ÖLÇÜLER CM	PACKED DIMENSION CM AMBALAJLI ÖLÇÜLER CM	WEIGHT KG	VOLUME HACİM LT	TEMPERATUR E DERECE	UNIT PRICE EURO BİRİM FİYAT EURO
CLS 141 C2L SALAD-S	SERPANTIN COOLED SALAD BAR HAVUZLU SALAD BAR	304	R 134a / R400a	141x70x85	150x80x100	120	281	-2 / +8	2.330,00
CLS 188 C3L SALAD-S	SERPANTIN COOLED SALAD BAR HAVUZLU SALAD BAR	304	R 134a / R400a	188x70x85	197x80x100	150	474	-2 / +8	3.015,00
CLS 235 C4L SALAD-S	SERPANTIN COOLED SALAD BAR HAVUZLU SALAD BAR	304	R 134a / R400a	235x70x85	243x80x100	170	632	-2 / +8	3.285,00
CLS 141 C2L SALAD-S	SERPANTIN COOLED SALAD BAR HAVUZLU SALAD BAR	304	R 134a / R400a	141x70x85	150x80x100	120	281	-2 / +8	2.100,00
CLS 188 C3L SALAD-S	SERPANTIN COOLED SALAD BAR HAVUZLU SALAD BAR	304	R 134a / R400a	188x70x85	197x80x100	150	474	-2 / +8	2.560,00
CLS 235 C4L SALAD-S	SERPANTIN COOLED SALAD BAR HAVUZLU SALAD BAR	304	R 134a / R400a	235x70x85	243x80x100	170	632	-2 / +8	3.050,00



export@cold-era.com

cold-era

www.cold-era.com



CLS 141 C2L CREPE

-2 / +8

CL 150 CPZ



MODEL NO	DESCRIPTION TANIM	MATERIAL TYPE PASLANMAZ ÇEŞİDİ	REFRIGERANT GAS SOĞUTMA GAZI	EXTERNAL DIMENSION CM DİŞ ÖLÇÜLER CM	PACKED DIMENSION CM AMBALAJLI ÖLÇÜLER CM	WEIGHT KG	VOLUME HACİM LT	TEMPERATUR E DERECE	UNIT PRICE EURO BİRİM FİYAT EURO
CLS 141 C2L CREPE	CREPE REFRIGERATOR KREP SOĞUTUCU	304	R 134a / R400a	141x70x110	150x80x120	150	281	-2 / +8	2.580,00
CL 150 CPZ	PIZZA REFRIGERATOR PİZZA BUZDOLABI	430	R 134a / R400a	150x80x108	160x90x125	350	380	-2 / +8	2.500,00
CLS 150 CPZ	PIZZA REFRIGERATOR PİZZA BUZDOLABI	304	R 134a / R400a	150x80x108	160x90x125	350	380	-2 / +8	2.765,00
CL 200 CPZ	PIZZA REFRIGERATOR PİZZA BUZDOLABI	430	R 134a / R400a	200x80x108	210x90x125	400	615	-2 / +8	2.940,00
CLS 200 CPZ	PIZZA REFRIGERATOR PİZZA BUZDOLABI	304	R 134a / R400a	200x80x108	210x90x125	400	615	-2 / +8	3.235,00



export@cold-era.com

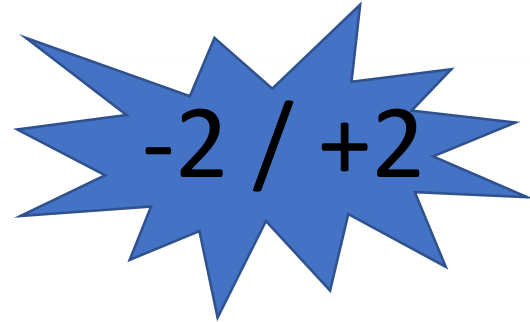
cold-era

www.cold-era.com

CLS 186 C DSP



CL 205 C DSP



MODEL NO	DESCRIPTION TANIM	MATERIAL TYPE PASLANMAZ ÇEŞİDİ	REFRIGERANT GAS SOĞUTMA GAZI	EXTERNAL DIMENSION CM DIŞ ÖLÇÜLER CM	PACKED DIMENSION CM AMBALAJLI ÖLÇÜLER CM	WEIGHT KG	VOLUME HACİM LT	TEMPERATUR E DERECE	UNIT PRICE EURO BİRİM FİYAT EURO
CL 141C DSP	DISPLAY CABINET TEŞHİR DOLABI	430	R 134a / R400a	141x39x46	161x45x60	50		-2 / +2	866,00
CL 151 C DSP	DISPLAY CABINET TEŞHİR DOLABI	430	R 134a / R400a	151x39x46	171x45x60	70		-2 / +2	942,00
CL 186 C DSP	DISPLAY CABINET TEŞHİR DOLABI	430	R 134a / R400a	186x39x46	206x45x60	84		-2 / +2	967,00
CL 205 C DSP	DISPLAY CABINET TEŞHİR DOLABI	430	R 134a / R400a	205x39x46	255x45x60	105		-2 / +2	983,00
CLS 141 C DSP	DISPLAY CABINET CAMLI TEŞHİR	304	R 134a / R400a	141x39x46	161x45x60	50		-2 / +2	942,00
CLS 151 C DSP	DISPLAY CABINET CAMLI TEŞHİR	304	R 134a / R400a	151x39x46	171x45x60	70		-2 / +2	1.012,00
CLS 186 C DSP	DISPLAY CABINET CAMLI TEŞHİR	304	R 134a / R400a	186x39x46	206x45x60	84		-2 / +2	1.037,00
CLS 205 C DSP	DISPLAY CABINET CAMLI TEŞHİR	304	R 134a / R400a	205x39x46	255x45x60	105		-2 / +2	1.053,00



export@cold-era.com

cold-era

www.cold-era.com

+2 / +4



CL 110 BB



CL 210 BB



CL 310 BB

MODEL NO	DESCRIPTION TANIM	DOOR TYPE KAPI ÇEŞİDİ	REFRIGERANT GAS SOĞUTMA GAZI	EXTERNAL DIMENSION CM DIŞ ÖLÇÜLER CM	PACKED DIMENSION CM AMBALAJLI ÖLÇÜLER CM	WEIGHT KG	VOLUME HACİM LT	TEMPERATUR E DERECE	UNIT PRICE EURO BİRİM FİYAT EURO
CL 110 BB	BACK BAR TEZGAHALTI SOĞUTUCU	HINGED ÇARPMA KAPI	R 134a / R400a	59,5x50x91	70x60x105	30	110	+2 / +4	983,00
CL 210 BB	BACK BAR TEZGAHALTI SOĞUTUCU	HINGED ÇARPMA KAPI	R 134a / R400a	92x50x91	102x60x105	42	210	+2 / +4	1.180,00
CL 310 BB	BACK BAR TEZGAHALTI SOĞUTUCU	HINGED ÇARPMA KAPI	R 134a / R400a	138x50x91	150x60x105	52	310	+2 / +4	1.529,00
CL 210 SLBB	BACK BAR TEZGAHALTI SOĞUTUCU	SLIDING DOOR SURME CAM KAPI	R 134a / R400a	92x50x91	102x60x105	42	210	+2 / +4	1.316,00
CL 310 SLBB	BACK BAR TEZGAHALTI SOĞUTUCU	SLIDING DOOR SURME CAM KAPI	R 134a / R400a	138x50x91	150x60x105	52	310	+2 / +4	1.793,00